

IEC Appliance Inlet C6, Snap-in Mounting, Front Side, Solder or Quick-connect Terminal



See below:

**Approvals and Compliances**

**Description**

- Panel mount
- Snap-in version , Front Side
- Appliance Inlet , Pin temperature 70 °C Protection class I
- Solder / Quick Connect

**Characteristics**

- Contact pins are turned from solid material

**Weblinks**

[pdf data sheet](#), [html datasheet](#), [General Product Information](#), [Approvals](#), [Distributor-Stock-Check](#), [Accessories](#), [Detailed request for product](#)

**Technical Data**

Ratings IEC	2.5 A / 250 VAC; 50 Hz	Appliance inlet/-outlet	C6 acc. to IEC/EN 60320-1
Ratings UL/CSA	7 A / 125 VAC; 60 Hz		UL 60320-1, CSA C22.2 no. 60320-1
Dielectric Strength	> 4 kVAC between L-N > 2 kVAC between L/N-PE (1 min/50 Hz)		(for cold conditions) pin-temperature 70 °C, 2.5 A, Protection Class I
Allowable Operation Temperature	-25 °C to 70 °C		
IP-Protection	front side IP20 acc. to IEC 60529		
Protection against electric shock	Suitable for appliances with protection class I acc. to IEC 61140		
Panel Thickness S	Snap-in version 1/1.5/2/2/2.5 mm		
Material: Housing	PA6, black, UL 94V-0		

**Approvals and Compliances**

Detailed information on product approvals, code requirements, usage instructions and detailed test conditions can be looked up in [Details about Approvals](#)

SCHURTER products are designed for use in industrial environments. They have approvals from independent testing bodies according to national and international standards. Products with specific characteristics and requirements such as required in the automotive sector according to IATF 16949, medical technology according to ISO 13485 or in the aerospace industry can be offered exclusively with customer-specific, individual agreements by SCHURTER.

**Approvals**




The approval mark is used by the testing authorities to certify compliance with the safety requirements placed on electronic products.

Approval Reference Type: 2565

Approval Logo	Certificates	Certification Body	Description
	<a href="#">VDE Approvals</a>	VDE	VDE Certificate Number: 40002273
	<a href="#">UL Approvals</a>	UL	UR File Number: E96454
	<a href="#">CSA Approvals</a>	CSA	CSA Certification Record: 27324

**Product standards**

Product standards that are referenced

Organization	Design	Standard	Description
	Designed according to	IEC/EN 60320-1	Appliance couplers for household and similar general purposes
	Designed according to	UL 60320-1	Standard for Attachment Plugs and Receptacles
	Designed according to	CSA C22.2 no. 60320-1	General Use Receptacles, Attachment Plugs, and Similar Wiring Devices






**Application standards**

Application standards where the product can be used

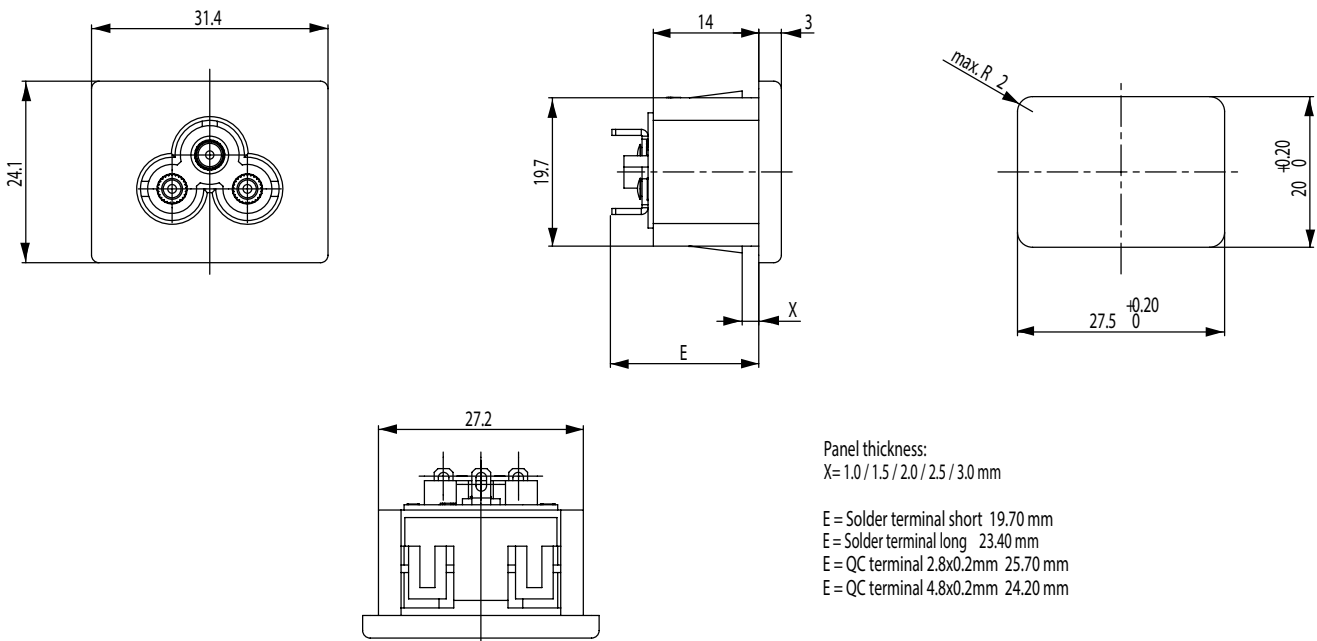
Organization	Design	Standard	Description
	Suitable for applications acc.	IEC/UL 62368-1	Audio/video, information and communication technology equipment - Part 1: Safety requirements

**Compliances**

The product complies with following Guide Lines

Identification	Details	Initiator	Description
	<a href="#">CE declaration of conformity</a>	SCHURTER AG	The CE marking declares that the product complies with the applicable requirements laid down in the harmonisation of Community legislation on its affixing in accordance with EU Regulation 765/2008.
	<a href="#">UKCA declaration of conformity</a>	SCHURTER AG	The UKCA marking declares that the product complies with the applicable requirements laid down in the British Amendment of Regulation (EC) 765/2008.
	RoHS	SCHURTER AG	Directive RoHS 2011/65/EU, Amendment (EU) 2015/863
	China RoHS	SCHURTER AG	The law SJ / T 11363-2006 (China RoHS) has been in force since 1 March 2007. It is similar to the EU directive RoHS.
	REACH	SCHURTER AG	On 1 June 2007, Regulation (EC) No 1907/2006 on the Registration, Evaluation, Authorization and Restriction of Chemicals 1 (abbreviated as "REACH") entered into force.

**Dimensions [mm]**



Panel thickness:  
 X= 1.0 / 1.5 / 2.0 / 2.5 / 3.0 mm

E = Solder terminal short 19.70 mm  
 E = Solder terminal long 23.40 mm  
 E = QC terminal 2.8x0.2mm 25.70 mm  
 E = QC terminal 4.8x0.2mm 24.20 mm

Length of the terminal please find at the order code configuration table

Dimension "S" please ref. to table order code

### Config. Code

2565 - H - A B C 0 - D - E G

The characters are placeholders for the correspondingly keys of selections from the key tables.

#### 2565 - H - A B C 0 - D - E G = Type

Type	Configuration key
protection class I	X

#### 2565 - H - A B C 0 - D - E G = Terminals

Terminal L		Configuration key
short solder terminal (L = 4.8 mm)		2
long solder terminal (L = 8.5 mm)		3
Blade terminal (2.8 x 0.8 mm)		7
PCB-terminal (standard)		A
PCB-terminal (short)		B
PCB-terminal (long)		C

#### 2565 - H - A B C 0 - D - E G = Terminals

Terminal N	Configuration key
short solder terminal (L = 4.8 mm)	2
long solder terminal (L = 8.5 mm)	3
Blade terminal (2.8 x 0.8 mm)	7
PCB-terminal (standard)	A

Symbols similar as in table A

Terminal N	Configuration key
PCB-terminal (short)	B
PCB-terminal (long)	C

Symbols similar as in table A

#### 2565 - H - A B C 0 - D - E G = Terminals

Terminal Ground	Configuration key
short solder terminal (L = 4.8 mm)	2
long solder terminal (L = 8.5 mm)	3
Blade terminal (2.8 x 0.8 mm)	7

Symbols similar as in table A

#### 2565 - H - A B C 0 - D - E G = Color

Color	Configuration key
Black	A

#### 2565 - H - A B C 0 - D - E G = Style

Style	Configuration key
snap-in (s=panel thickness)	4

#### 2565 - H - A B C 0 - D - E G = Dimension S

Dimension "S"	Configuration key
10	
15	
20	
25	

The dimension "S" is displayed in (1/10 mm). This information is also valid for the order code

### All Variants

Terminals L / N	Terminal Ground	Panel Thickness s [1/10 mm]	Config. Code	Order Number
Blade terminal (2.8 x 0.8 mm)	Blade terminal (2.8 x 0.8 mm)	20	2565-X-7770-A-420	6160.0040
short solder terminal (L = 4.8 mm)	short solder terminal (L = 4.8 mm)	20	2565-X-2220-A-420	6163.0015
short solder terminal (L = 4.8 mm)	short solder terminal (L = 4.8 mm)	25	2565-X-2220-A-425	6163.0021

The listed variants should be available from stock. Other versions on request [www.schurter.com/contact](http://www.schurter.com/contact)

Availability for all products can be searched real-time: <https://www.schurter.com/en/info-center/support-tools/stock-check-distributors>

### Packaging unit

50 Pcs

## Mating Outlets/Connectors

Category / Description

[Power Supply Cord Overview complete](#)

Cord Sets 2.5 A, Europlug, 2.0 m, Connector IEC C5, H05VV-F3G0.75, black

6052.0042