

Shock-Safe Fuseholder, 5 x 20 mm, Slotted Cap/Fingergrip, Snap-in, 0.75 - 3.0 mm



Slotted cap



fingergrip

250 VAC · 3.2W/10A (VDE)10A (UL/CSA)

See below:

[Approvals and Compliances](#)


Description

- Panel Thickness 0.75 - 3.0 mm, Snap-in

Weblinks

[pdf data sheet](#), [html datasheet](#), [General Product Information](#), [Packaging details](#), [Distributor-Stock-Check](#), [Detailed request for product](#), [Microsite](#)

Technical Data

Shock-Safe Category	PC2
Fuse-Link	5 x 20mm
Mounting	Panel mount, Front Side
Attachment	Snap-in
Terminal	Solder
Rated Voltage	250VAC
Rated current	10A (VDE), 10A (UL/CSA)
Rated Power Acceptance IEC	3.2W / 10A @ Ta 23 °C Admissible power acceptance at higher ambient temperature see derating curves
Degree of Protection	IP 40
Admissible Ambient Air Temp.	-40 °C to 85 °C
Climatic Category	40/085/21 acc. to IEC 60068-1
Material: Socket	Thermoplastic, black, UL 94V-0
Material: Cap	Thermoplastic, black, UL 94V-0
Material: Terminals	Tin-Plated Copper Alloy
Unit Weight	6.45 g
Storage Conditions	0 °C to 60 °C, max. 70% r.h.
Product Marking	 Type, Certification marks

Soldering Methods	Iron Soldering Profile
Solderability	350 °C / 3 sec acc. to IEC 60068-2-20, Test Ta, method 2
Resistance to Soldering Heat	350 °C / 10 sec acc. to IEC 60068-2-20, Test Tb, method 2
Contact Resistance	≤ 10 mΩ at 100 mA acc. to IEC 60127-6
Dielectric Strength	> 3kV between life parts (50Hz: 1 min)
Impulse Withstand Voltage	> 4kV between life parts
Insulation Resistance	≥ 10 MΩ between life parts (500VDC: 1 min)
Overvoltage Category	III acc. to IEC 60664-1
Pollution Degree	2 acc. to IEC 60664-1
Panel Thickness	0.75 - 3.0 mm

Approvals and Compliances



Detailed information on product approvals, code requirements, usage instructions and detailed test conditions can be looked up in [Details about Approvals](#)

SCHURTER products are designed for use in industrial environments. They have approvals from independent testing bodies according to national and international standards. Products with specific characteristics and requirements such as required in the automotive sector according to IATF 16949, medical technology according to ISO 13485 or in the aerospace industry can be offered exclusively with customer-specific, individual agreements by SCHURTER.

Approvals




The approval mark is used by the testing authorities to certify compliance with the safety requirements placed on electronic products.

Approval Reference Type: FEF

Approval Logo	Certificates	Certification Body	Description
	VDE Approvals	VDE	VDE Certificate Number: 40046093
	UL Approvals	UL	UL File Number: E39328



Product standards

Product standards that are referenced

Organization	Design	Standard	Description
	Designed according to	IEC 60127-6	Miniature fuses. Part 6. Fuse-holders for miniature fuse-links
	Designed according to	UL 4248-1	Fuseholder general requirements
	Designed according to	CSA C22.2 no. 4248.1	Fuseholder general requirements






Application standards

Application standards where the product can be used

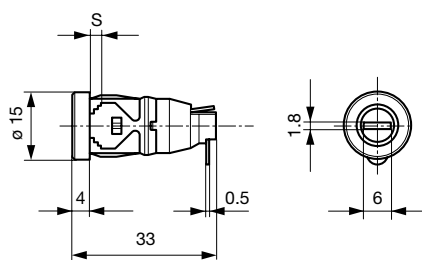
Organization	Design	Standard	Description
	Designed for applications acc.	IEC/UL 60950	IEC 60950-1 includes the basic requirements for the safety of information technology equipment.
	Designed for applications acc.	IEC 60335-1	Safety of electrical appliances for household and similar purposes. Meets the requirements for appliances in unattended use. This includes the enhanced requirements of glow wire tests acc. to IEC 60695-2-11 or -12 & -13.

Compliances

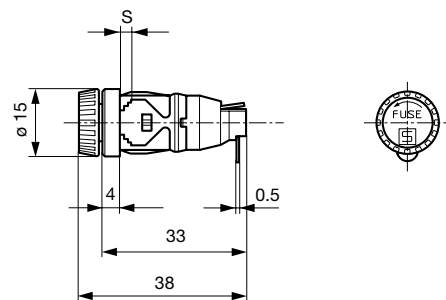
The product complies with following Guide Lines

Identification	Details	Initiator	Description
	CE declaration of conformity	SCHURTER AG	The CE marking declares that the product complies with the applicable requirements laid down in the harmonisation of Community legislation on its affixing in accordance with EU Regulation 765/2008.
	RoHS	SCHURTER AG	Directive RoHS 2011/65/EU, Amendment (EU) 2015/836
	China RoHS	SCHURTER AG	The law SJ / T 11363-2006 (China RoHS) has been in force since 1 March 2007. It is similar to the EU directive RoHS.
	REACH	SCHURTER AG	On 1 June 2007, Regulation (EC) No 1907/2006 on the Registration, Evaluation, Authorization and Restriction of Chemicals 1 (abbreviated as "REACH") entered into force.
	White paper Glow wire test	SCHURTER AG	Meets the requirements of IEC 60335-1 for appliances in unattended use. This includes the enhanced requirements of glow wire tests acc. to IEC 60695-2-11 or -12 & -13.

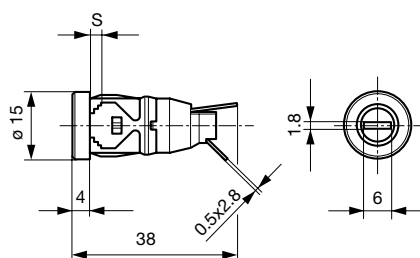
Dimension [mm]



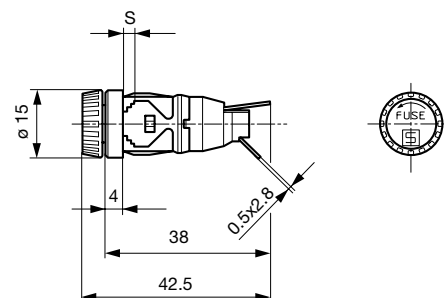
Variant 0031.1091 und 0031.1095



Variant Fingergrip 0031.1901 and 0031.1902



Variant 0031.1161 und 0031.1165



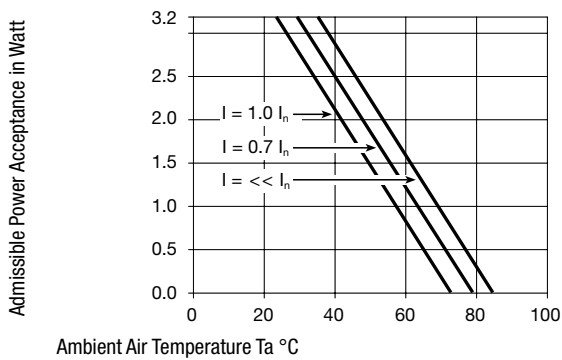
Variant Fingergrip 0031.1913 and 0031.1914



Mounting Holes. For 0031.1161 / 0031.1165 / 0031.1913 / 0031.1914

Mounting Holes. For 0031.1091 / 0031.1095 / 0031.1901 / 0031.1902

Derating Curves



All Variants

Holder	Cap	Panel Thickness s [mm]	Terminal	Cut shape	Degree of Protection	Order Number
1	slotted	0.75 - 1.5mm	Solder	1)	IP40	0031.1091
1	slotted	1.8 - 3.0mm	Solder	1)	IP40	0031.1095
1	Fingergrip	0.75 - 1.5mm	Solder	1)	IP40	0031.1901
1	Fingergrip	1.8 - 3.0mm	Solder	1)	IP40	0031.1902
1	slotted	0.75 - 1.5mm	Solder	2)	IP40	0031.1161
1	slotted	1.8 - 3.0mm	Solder	2)	IP40	0031.1165
1	Fingergrip	0.75 - 1.5mm	Solder	2)	IP40	0031.1913
1	Fingergrip	1.8 - 3.0mm	Solder	2)	IP40	0031.1914

Most Popular.

Availability for all products can be searched real-time: <https://www.schurter.com/en/Stock-Check/Stock-Check-SCHURTER>

1) With Notch

2) With D-Form

Quick-Connect Terminals on Request

Packaging Unit Bulk (100 pcs.)